



Biennial Survey of Schools of Nursing Survey Highlights 2017-2018

Applications

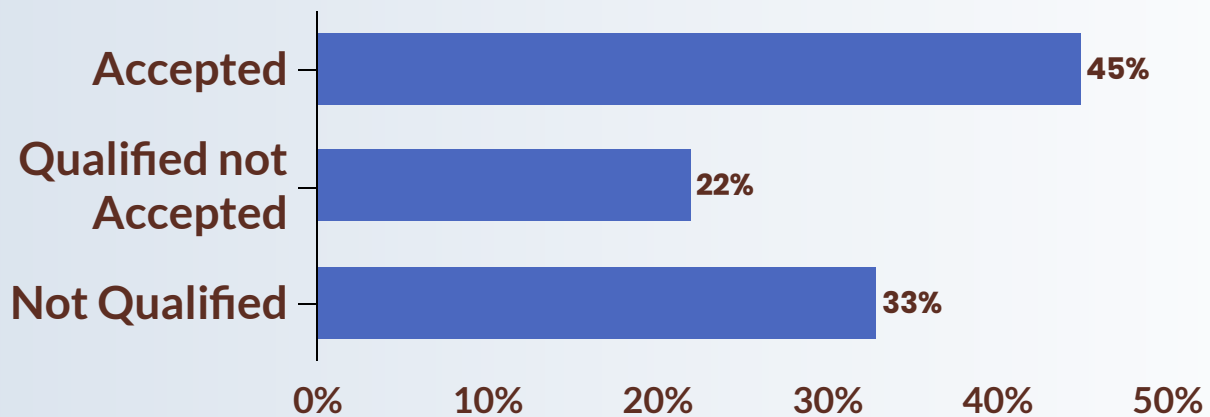
235,038

Number of applications to basic RN programs

51,377

Number of qualified applications not accepted in basic RN Programs

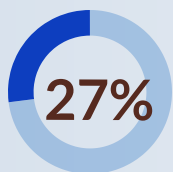
Status of Applications to Basic RN Programs



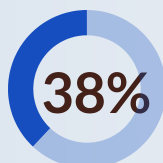
69%

of nursing schools experienced obstacles to admitting additional students such as lack of faculty, clinical placements, and limited budgets

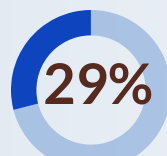
Qualified Applications Turned Away from Nursing Programs



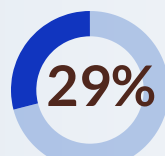
PN/VN



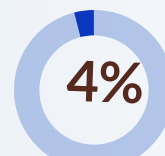
ADN



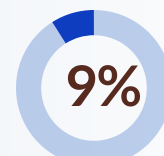
Diploma



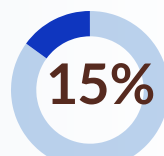
BSN



BSRN



MSN

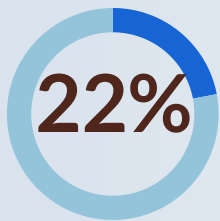


Doctorate

Biennial Survey of Schools of Nursing

Survey Highlights 2017-2018

Younger Students Entering Doctoral Programs




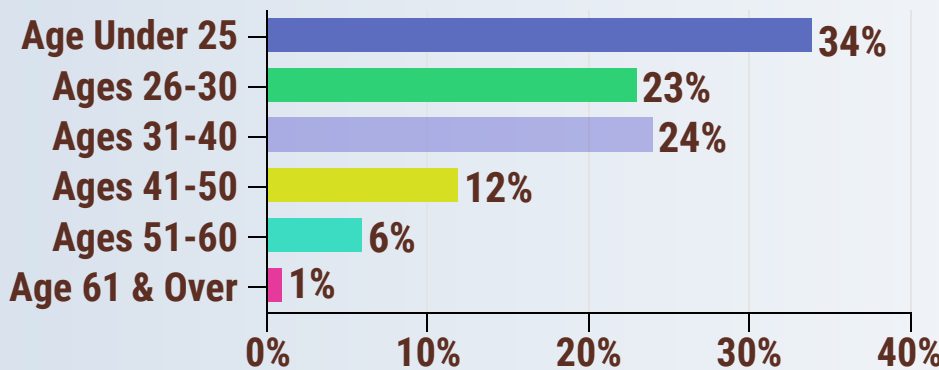
Proportion of students under age 30 enrolled in doctoral nursing programs



6%

Increase in proportion of students under age 30 entering nursing programs in 2018 compared to 2016

Enrolled Nursing Students by Age and Sex



Percent of Underrepresented Students Enrolled in Basic RN Programs



31%

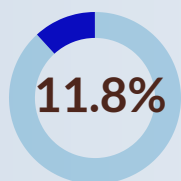
Underrepresented students enrolled in basic RN programs



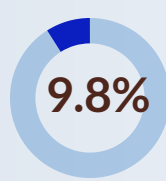
4%

Increase in proportion of underrepresented students enrolled in 2018 compared to 2016

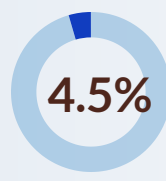
Underrepresented Students Enrolled in Basic RN Programs by Race



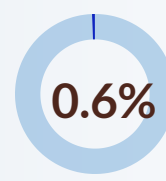
African American



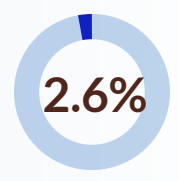
Hispanic



Asian or Pacific Islander



American Indian



Other/Unknown